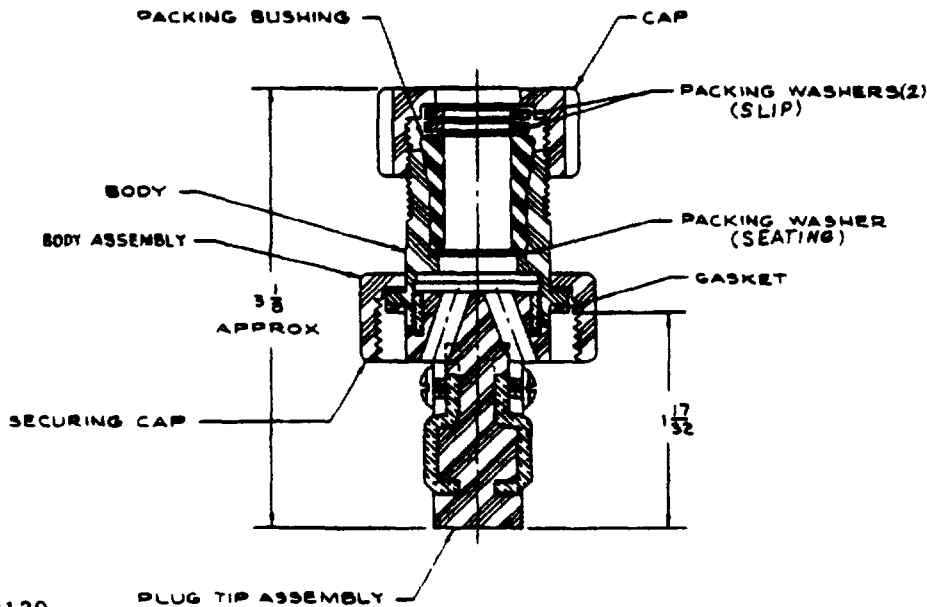


MILITARY SPECIFICATION SHEET

RECEPTACLE, PLUG, ELECTRICAL, 15-AMPERE, 125/250-VOLTS,
2-POLE, GROUNDED (SYMBOL NO. 720.3)

- Ⓒ This specification is approved for use within the Naval Sea Systems Command, Department of the Navy, and is available for use by all Departments and Agencies of the Department of Defense.
- Ⓒ The requirements for acquiring the receptacle described herein shall consist of this specification and the latest issue of MIL-R-2726.



Ⓒ Assembly part number M2726/50-001

NOTES:

1. Dimensions are in inches. Unless otherwise specified, tolerances are $\pm 1/64$ inch for fractions and ± 0.005 inch for decimals. Angular tolerance is $\pm 1/2$ degree.
2. Supersedes: MS17791

FIGURE 1. Plug assembly.

Ⓒ denotes changes.

AMSC N/A

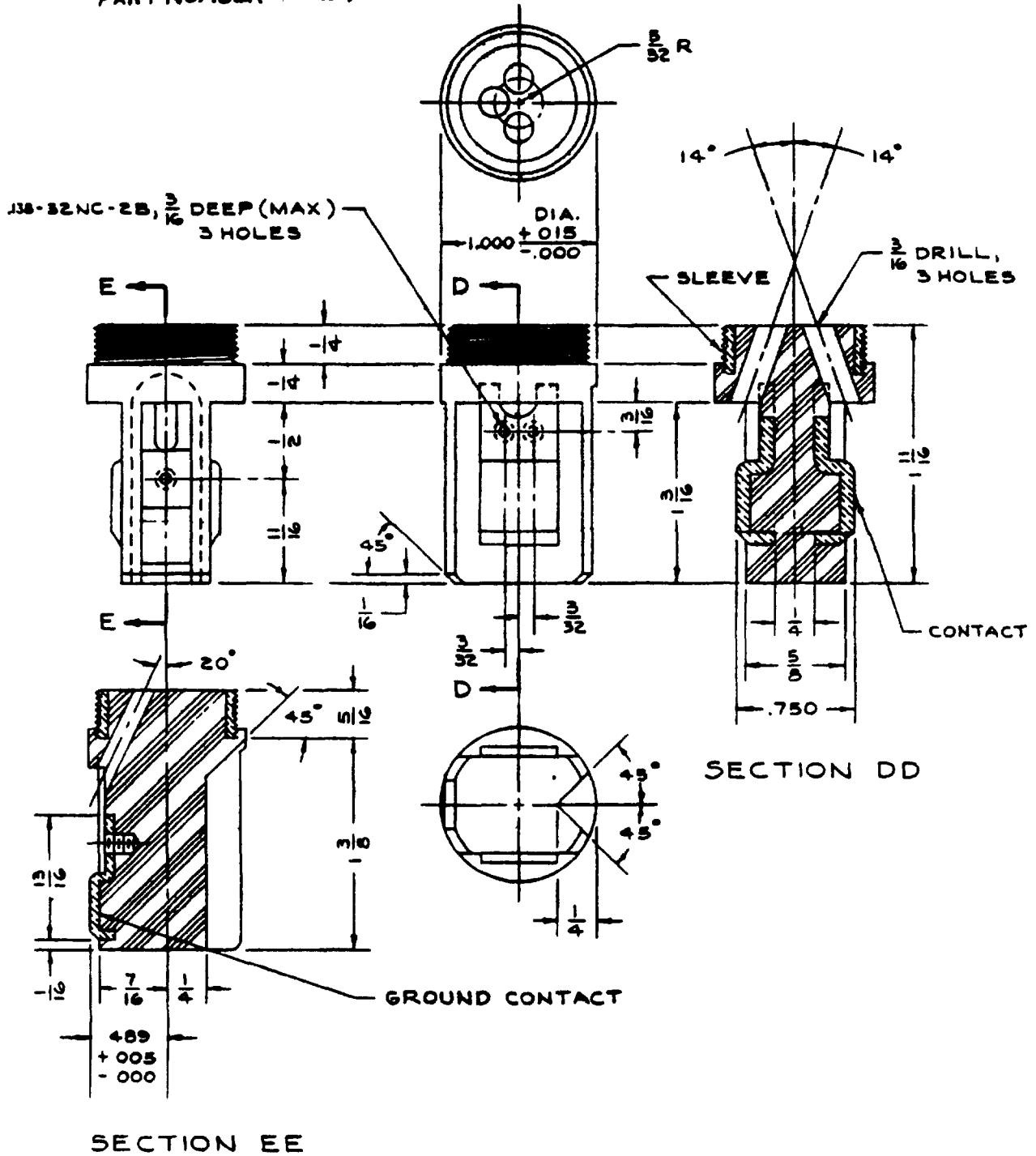
FSC 5935

DISTRIBUTION STATEMENT A Approved for public release; distribution unlimited

MIL-R-2726/50C(SH)

PLUG TIP ASSEMBLY

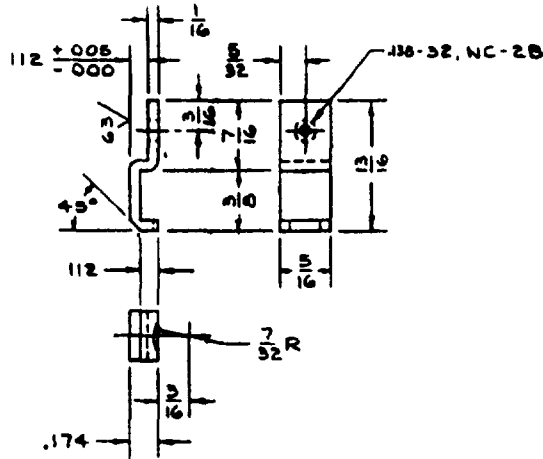
PART NUMBER M3726/50-002



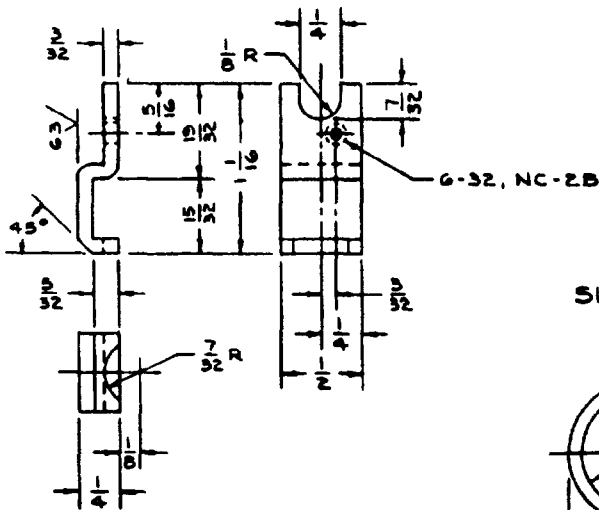
SH 9130-1

FIGURE 2. Plug tip assembly.

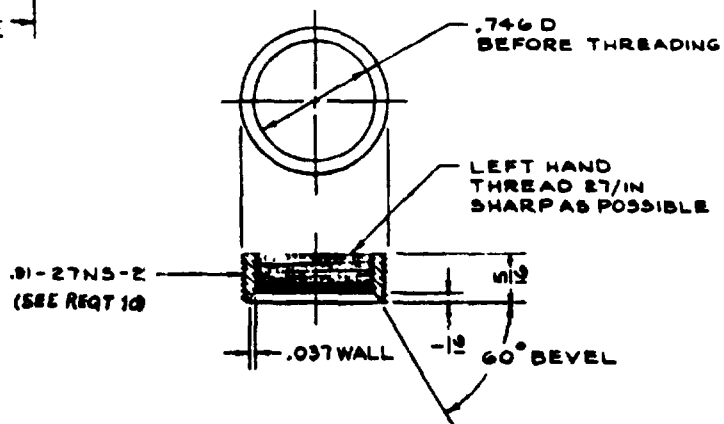
GROUND CONTACT



CONTACT



SLEEVE



SH 9130-2

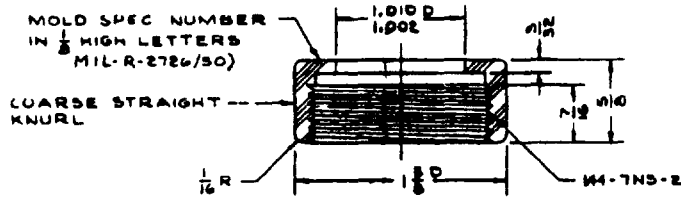
NOTE:

1. Dimensions are in inches. Unless otherwise specified, tolerances are $\pm 1/64$ inch for fractions and ± 0.005 inch for decimals. Angular tolerance is $\pm 1/2$ degree.

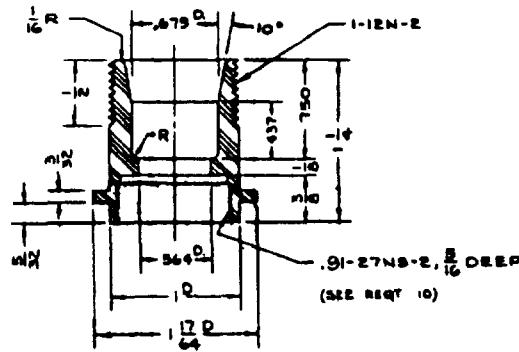
FIGURE 2. Plug tip assembly. - Continued

MIL-R-2726/50C(SH)

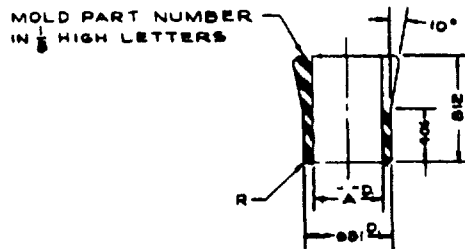
BODY ASSEMBLY
 PART NO M2726/50-003
 (INCLUDES PACKING ASSEMBLIES
 PART NOS M2726/50-004-1, 2 AND 3)
 SECURING CAP



BODY



PACKING BUSHING



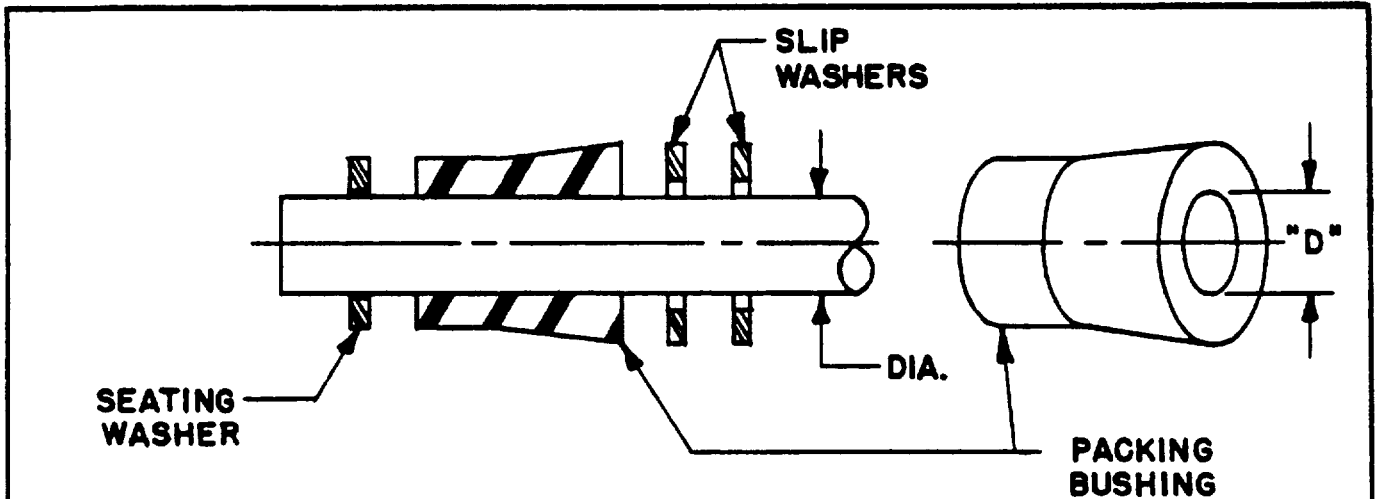
SH 9130-3

Packing assy. part no.	Packing bushing "A" dia.	Packing washers 1/16 thk	
		Seating	Slip (2)
M2726/50-004-1	0.415	.669 X .440	.750 X .560
M2726/50-004-2	0.470	.669 X .520	
M2726/50-004-3	0.550	.669 X .560	

NOTE:

- Dimensions are in inches. Unless otherwise specified, tolerances are $\pm 1/64$ inch for fractions and ± 0.005 inch for decimals. Angular tolerance is $\pm 1/2$ degree.

FIGURE 3. Plug body assembly.

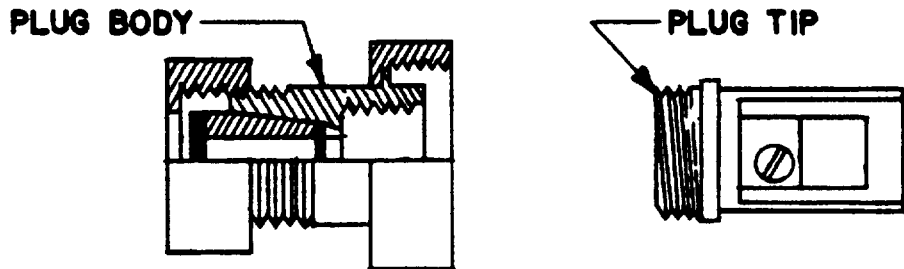


SELECT PACKING ASSEMBLY TO SUIT CABLE DIAMETER

(B)

PACKING SELECTION

CABLE DIA.	BUSHING "D" HOLE	USE PACKING ASSY PART NO.
.400-.440	.415	M2726/50-004-1
.440-.520	.470	M2726/50-004-2
.520-.560	.550	M2726/50-004-3



SCREW PLUG TIP INTO PLUG BODY BY HAND.
EXCESSIVE TIGHTENING WITH TOOLS MAY STRIP PLASTIC THREADS IN BODY.

SH 9131A.

PLUG TIP ASSEMBLY

FIGURE 4. Instruction sheet.

MIL-R-2726/50C(SH)

REQUIREMENTS:

1. Dimensions and configurations: See figures 1, 2, 3 and 4.
2. Effectiveness of enclosure: Watertight in accordance with MIL-STD-108 when coupled with mating receptacle.
3. Strain relief: 30 pounds.
4. Material:
 - Body - polyamide (nylon)
 - Packing cap - MIL-S-19622/10, part number M19622/10-0002.
 - Packing bushing - neoprene.
 - Gasket - rubber in accordance with MIL-R-900.
 - Plug tip assembly - molded phenolic, type MFG (brown) in accordance with MIL-M-14.
 - Terminal screw - brass, panhead.
 - Sleeve - brass.
 - Contact terminals - copper.
 - Washers - polyamide (nylon).
5. Packing assemblies: Part numbers M2726/50-004-1, M2726/50-004-2 and M2726/50-004-3 shall be furnished. User shall select size that fits the cable as shown on figure 4.
6. Mating receptacles: MIL-R-2726/47, part number M2726/47-002; MIL-R-2726/48, part number M2726/48-001 (not furnished).
7. Test cables: Type CO-03HOF (3/16) in accordance with MIL-C-3432 with part number M2726/50-004-1 (not furnished).
In accordance with MIL-C-24643 and MIL-C-24643/3 with part number M2726/50-004-2 (not furnished).
Type CO-03HOF (3/14) in accordance with MIL-C-3432 with part number M2726/50-004-3 (not furnished).
8. Design: Binding head screws may be used. The screw for the ground contact terminal shall be finished in a distinctive green color. Individual pathways through the contact insulation shall be provided to each contact of ample size to accept the insulated conductors.
9. Standard "GO" and "NO-GO" gauges shall be used for gauging the 29/32-27 NS-2 threads of body and sleeve.
10. Instruction sheet: An instruction sheet, (on paper 4-3/4 by 4-3/4 inches) with the information shown on figure 4 shall be furnished with each plug.
11. Electrical rating: 15-ampere, 125/250-volt.
12. Part number: M2726/50-001 (receptacle, plug)
M2726/50-002 (plug tip replacement).

Ⓒ QUALITY ASSURANCE:

Quality assurance shall be as specified in MIL-R-2726 and table I herein. The first article and quality conformance inspections shall consist of the inspections as specified in table I, in the order shown.

TABLE I. First article and quality conformance inspection.

Inspection	Requirement	Test method	First article	Quality conformance
Examination	3.1, 3.3, 3.4, 3.5, 3.6 and 3.7	4.6.1	X	X
Insulation resistance	3.5.1	4.7.1	X	X
Dielectric withstanding voltage	3.5.2	4.7.2	X	X
Contact resistance	3.5.3.1	4.7.3.1	X	X
Endurance	3.5.5	4.7.5	X	
Salt spray	3.5.11	4.7.11	X	
Contact resistance	3.5.3.1	4.7.3.1	X	
Current load	3.5.12	4.7.12	X	
Vibration	3.5.9	4.7.9	X	
Shock	3.5.10	4.7.10	X	
Effectiveness of enclosure	3.5.4	4.7.4	X	X
Dielectric withstanding voltage	3.5.2	4.7.2	X	
Mechanical abuse	3.5.8	4.7.8	X	
Ball drop impact	3.5.15	4.7.15	X	
Strain relief	3.5.7	4.7.7	X	

Preparing activity:
Navy - SH
(Project 5935-N255-51)